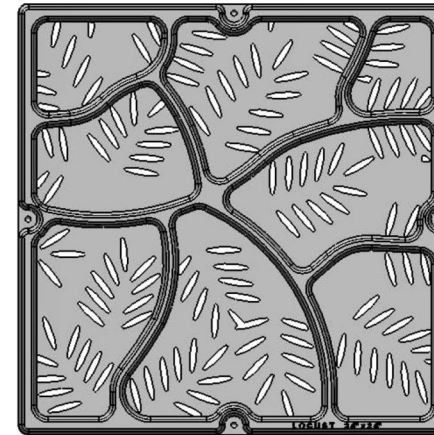
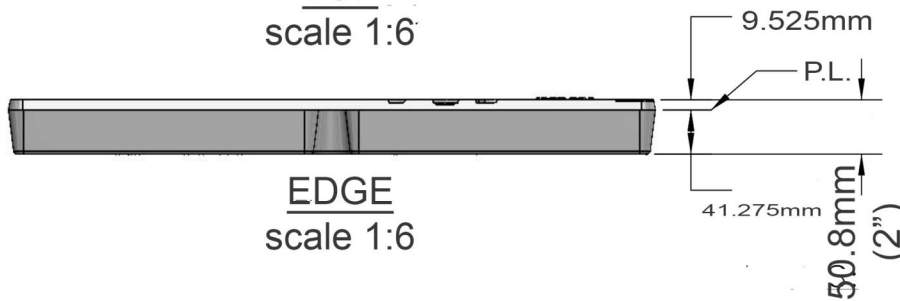


604.44126mm
(23.7969") square @ P.L.

TOP
scale 1:6






BACK
scale 1:9



EDGE
scale 1:6



PERSPECTIVE
scale 1:9

 <p>IRON AGE DESIGNS www.ironagegrates.co.uk</p>	Pattern : Locust	Material : Cast Iron	Locust 604mm Sq. Drain	
	Finish : Natural	Thickness : 50.8	Locust 24" drain	
	Dimensions : 604.441	Units : mm	Drawing no : LOC-SD-604	Product no : CI65-604SD
	Load Class : N/A	Flow rate : N/A		
<p>1. Due to casting inconsistencies all dimensions are nominal 2. No openings greater than 12.7 mm 3. Please discuss about channel drain options</p>	<p>Copyright 2011-2016 Lateral Design Studio Limited. This drawing and subject matter disclosed therein, embody proprietary information which is the confidential property of Lateral Design Studio Ltd, none of which shall be copied, reproduced, disclosed to others, published or used, in whole or in part, without the express advanced written permission of a duly authorised agent of the company. This drawing is subject to recall by Lateral Design Studio Ltd.</p>		 <p>LATERAL DESIGN STUDIO www.lateraldesignstudio.co.uk</p>	<p>Unit 5 Cotswold Business Park Millfield Lane Beds LU1 4AJ</p>
			<p>info@lateraldesignstudio.co.uk</p>	<p>0208 450 2244</p>