




TOP

296.8625mm  
(11 11/16") sq.



(x4) Divots to locate  
bolt - down holes as desired

 <p><b>IRON AGE</b> DESIGNS <a href="http://www.ironagegrates.co.uk">www.ironagegrates.co.uk</a></p>	Pattern : Locust	Material : Cast Iron	<b>Locust 297mm Sq. Drain</b>	
	Finish : Natural	Thickness : 28.575	<small>Locust 12"sq. drain</small>	
<p>1. Due to casting inconsistencies all dimensions are nominal 2. No openings greater than 12.7 mm 3. Please discuss about channel drain options</p>	Dimensions : 297	Units : mm	Drawing no : LOC-SD-297	Product no : CI65-297SD
	Load Class : N/A	Flow rate : 17 %	 <p><b>LATERAL</b> DESIGN STUDIO <small>www.lateraldesignstudio.co.uk</small></p>	
<p>Copyright 2011-2016 Lateral Design Studio Limited. This drawing and subject matter disclosed therein, embody proprietary information which is the confidential property of Lateral Design Studio Ltd, none of which shall be copied, reproduced, disclosed to others, published or used, in whole or in part, without the express advanced written permission of a duly authorised agent of the company. This drawing is subject to recall by Lateral Design Studio Ltd.</p>		 <p><b>ACID</b> <small>ANTI COPYING IN DESIGN</small></p>		