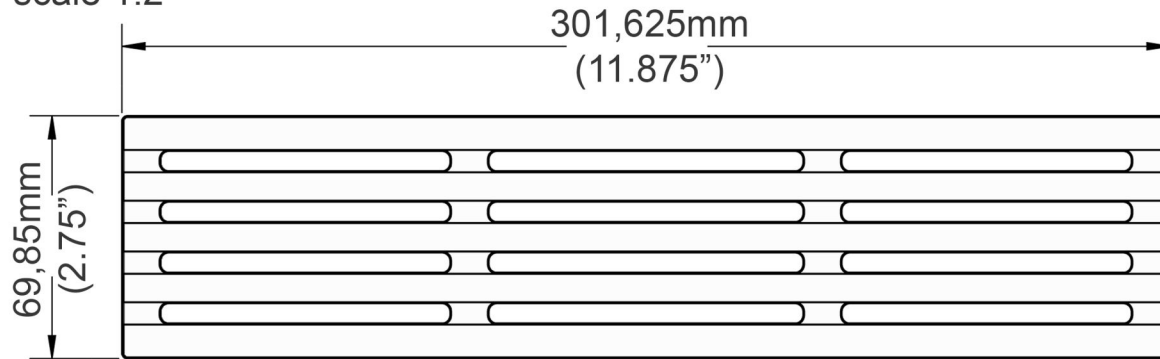
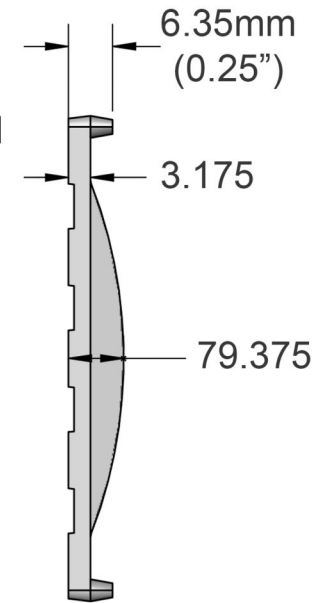


TOP
scale 1:2



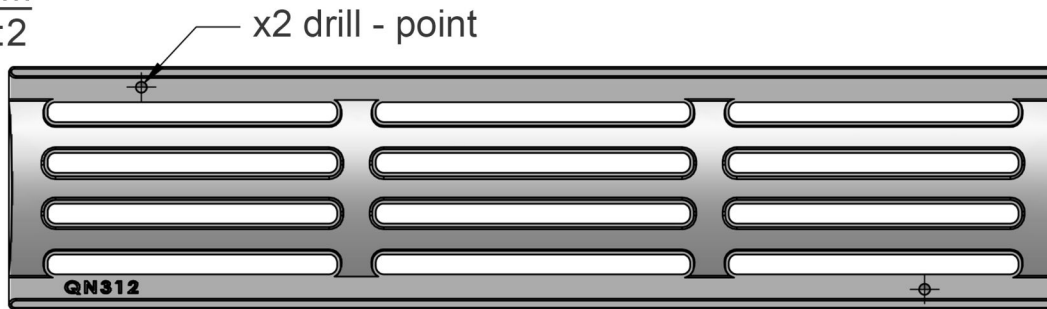
EDGE
scale 1:1



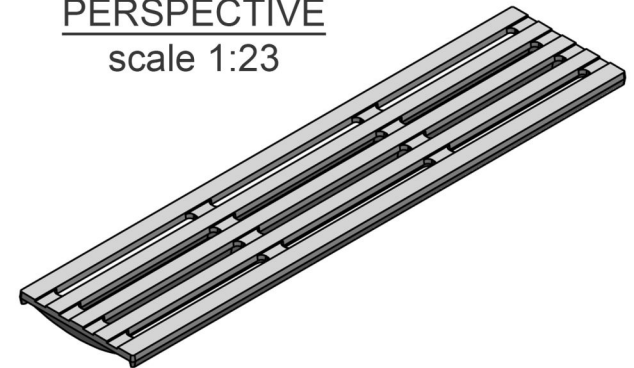
SIDE
scale 1:2



BOTTOM
scale 1:2



PERSPECTIVE
scale 1:23



Pattern : Que

Material : Cast Ductile Iron

Que 302 x 70 mm Channel Grate

Que 3" x 12" Trench Grate

Finish : Natural

Thickness : 6.35

Drawing no : QUE-CG-302-70 Product no : CI111-302-70CG

Dimensions : 301,625 x 69,85

Units : mm



Unit 5 Cotswold Business Park
Millfield Lane
Beds LU1 4AJ

Load Class : N/A

Flow rate : N/A

info@lateraldesignstudio.co.uk

0208 450 2244

