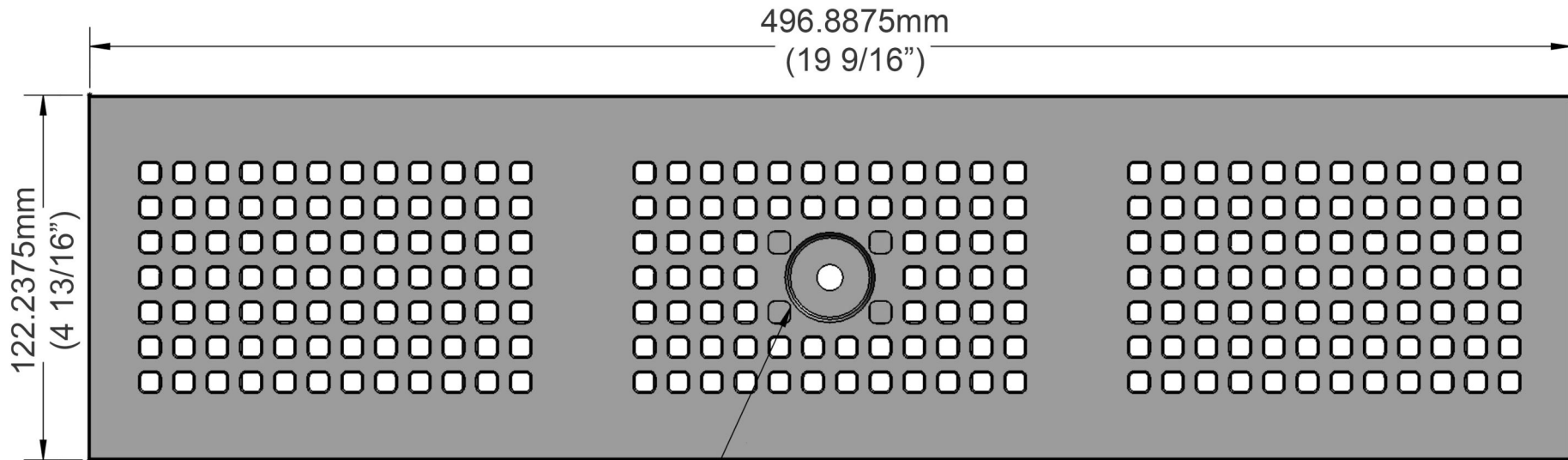





Issue	Date	Description	Name
A	19.5.2016	Detail Drawn	MP



hole for 5/16" bolt down by Others

 <p>IRON AGE DESIGNS www.ironagegrates.co.uk</p>	Pattern : Mission Bay	Material : Cast Ductile Iron	Mission Bay 497 x 122 mm Channel Grate <small>5" x 20" Mission Bay trench drain cover</small>	
	Finish : Natural Finish	Thickness : 20.6375	Drawing no : MIS-CG-497-122 Product no : CI110-497-122CG	
1. Due to casting inconsistencies all dimensions are nominal 2. No openings greater than 12.7 mm 3. Weight 8.5 pounds 4. Please discuss about channel drain options	Dimensions : 496,8875 x 122,2375	Units : mm	 <p>LATERAL DESIGN STUDIO www.lateraldesignstudio.co.uk</p>	Unit 5 Cotswold Business Park Millfield Lane Beds LU1 4AJ
	Load Class : N/A	Flow rate : 15%		
Copyright 2011-2016 Lateral Design Studio Limited. This drawing and subject matter disclosed therein, embody proprietary information which is the confidential property of Lateral Design Studio Ltd, none of which shall be copied, reproduced, disclosed to others, published or used, in whole or in part, without the express advanced written permission of a duly authorised agent of the company. This drawing is subject to recall by Lateral Design Studio Ltd.			 <p>ANTI-COPYING IN DESIGN</p>	