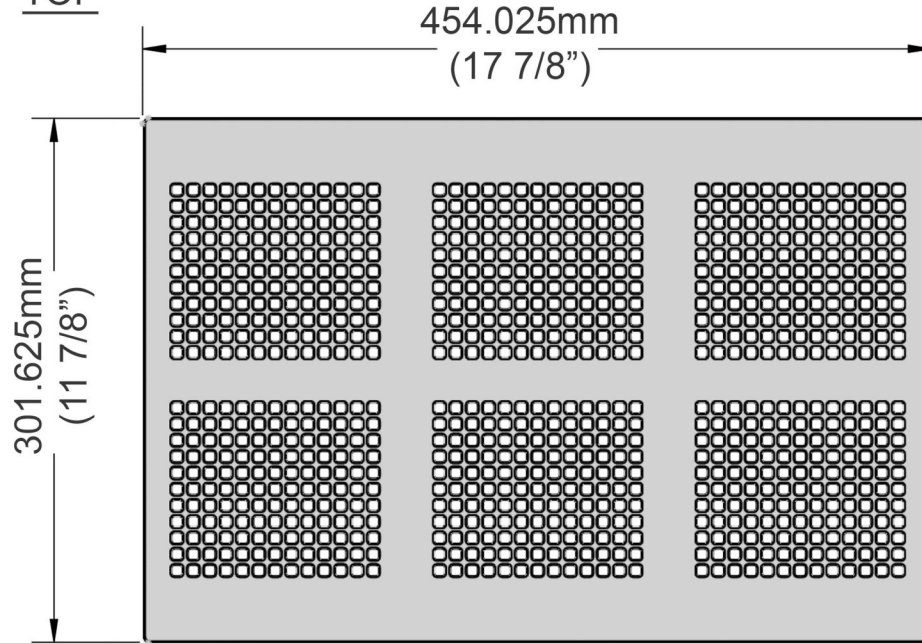


| Issue | Date | Description | Name |
|-------|-----------|--------------|------|
| A | 19.5.2016 | Detail Drawn | MP |

TOP




RIGHT



4.7625

12.7mm
(0.5")

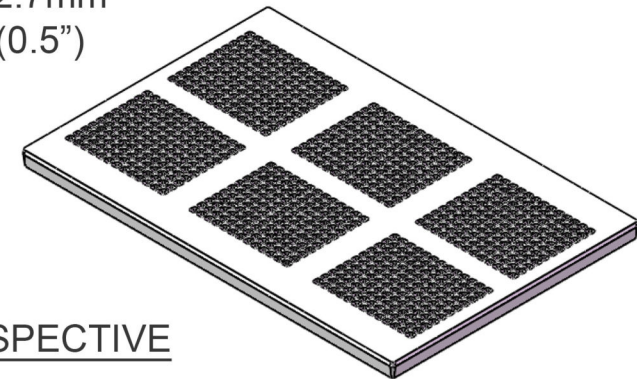
3/4



BACK



FRONT



PERSPECTIVE



Pattern : Mission Bay

Material : Cast Iron

Mission Bay 454 x 302 mm Channel Grate
12" x 18" Mission Bay

Finish : Natural Finish

Thickness : 19.05

Drawing no : MIS-CG-454-302 Product no : CI110-454-302CG

1. Due to casting inconsistencies all dimensions are nominal
2. No openings greater than 6.35 mm
3. Weight 23 pounds
4. Please discuss about channel drain options

Dimensions : 454,025 x 301,625

Units : mm



Unit 5 Cotswold Business Park
Millfield Lane
Beds LU1 4AJ

Load Class : N/A

Flow rate : 20%



info@lateraldesignstudio.co.uk

0208 450 2244