

Issue	Date	Description	Name
A	19.5.2016	Detail Drawn	MP

TOP
scale 1:3

512.1097mm
(20.1618")

19.05mm
(0.75")

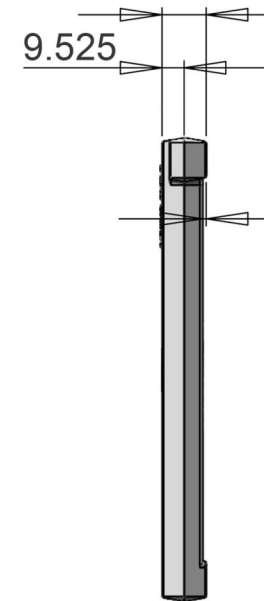
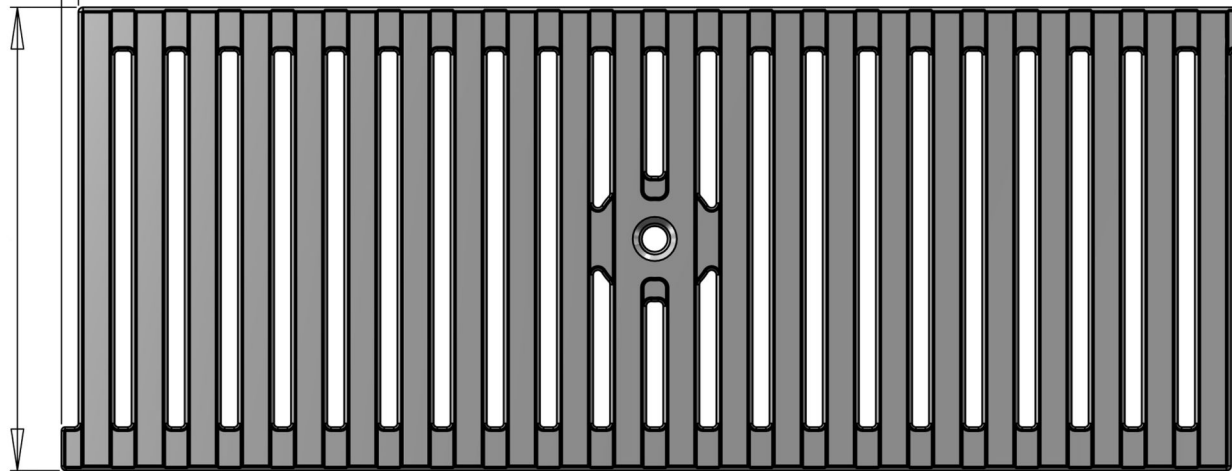
504.825

9.525

1.5875

END
scale 1:3


200.025mm
(7.875")



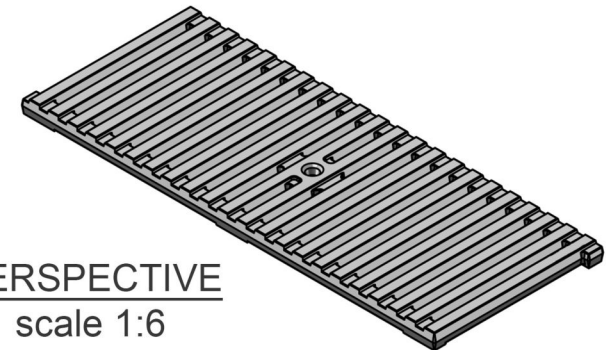
EDGE
scale 1:3



REAR
scale 1:6



PERSPECTIVE
scale 1:6



Pattern : Joe

Material : Cast Iron

Joe 512 x 200 mm Channel Grate
Regular JOe 8" trench drain

Finish : Natural Finish

Thickness : 19.05

Drawing no : JOE-CG-512-200 Product no : CI94-512-200CG

1. Due to casting inconsistencies all dimensions are nominal
2. No openings greater than 12.7 mm
3. Please discuss about channel drain options

Dimensions : 512,1097 x 200,025

Units : mm



Unit 5 Cotswold Business Park
Millfield Lane
Beds LU1 4AJ

Load Class : N/A

Flow rate : N/A

info@lateraldesignstudio.co.uk

0208 450 2244

