


Issue	Date	Description	Name
A	19.5.2016	Detail Drawn	MP

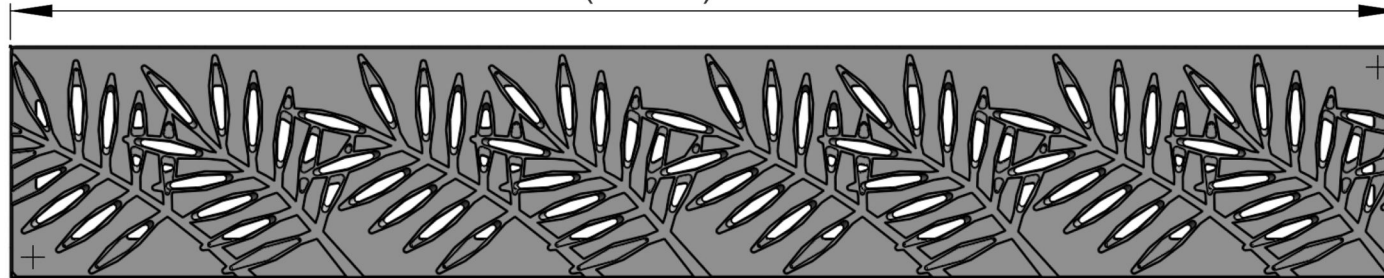


3 CASTINGS ARRAYED

scale 1:7

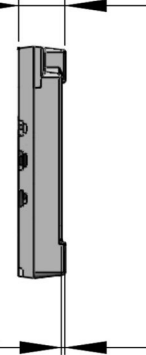
600.00mm
(23.62")

20.00mm
(0.787")



100.00mm
(3.937")

1.5 feet

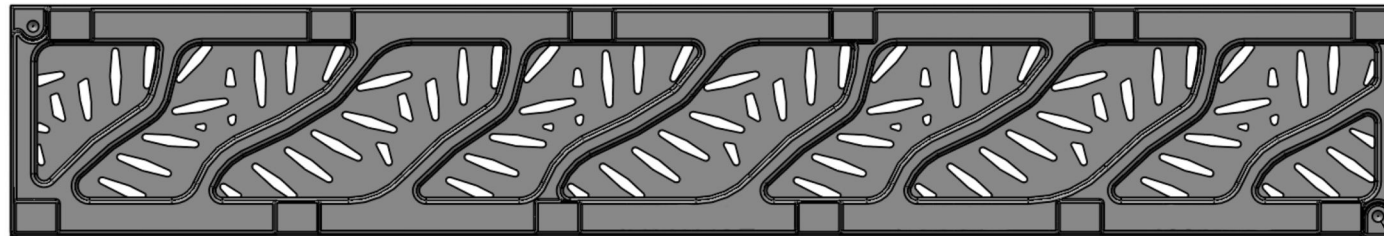


TOP
scale 1:3

END
scale 1:3



EDGE
scale 1:3



BACK
scale 1:3

(x2) drill point
to locate bolt - down



Pattern : Locust

Material : Cast Ductile Iron

Locust 600 x 100 mm Channel Grate

Locust trench cover 100mm x 600 mm

Finish : Natural Finish

Thickness : 20

Drawing no : LOC-CG-600-100 Product no : CI65-600-100CG

Dimensions : 600 x 100

Units : mm



Unit 5 Cotswold Business Park
Millfield Lane
Beds LU1 4AJ

Load Class : N/A

Flow rate : N/A

info@lateraldesignstudio.co.uk

0208 450 2244

