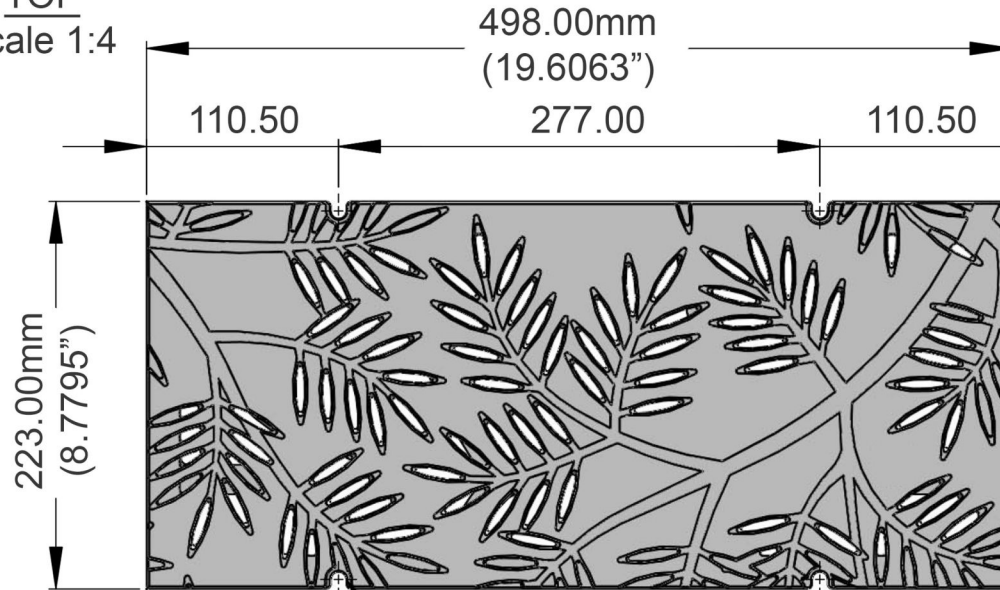
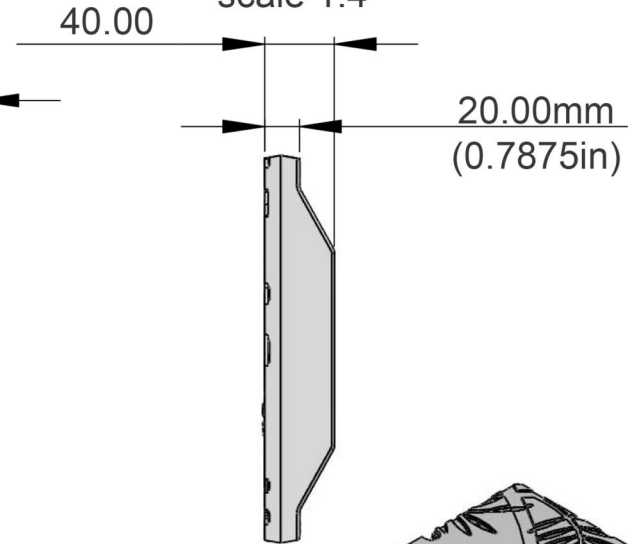


Issue	Date	Description	Name
A	19.5.2016	Detail Drawn	MP

TOP  
scale 1:4



END  
scale 1:4



(x4) hole for M8 button - head screw,  
locations correspond w/ bolt - dn holes

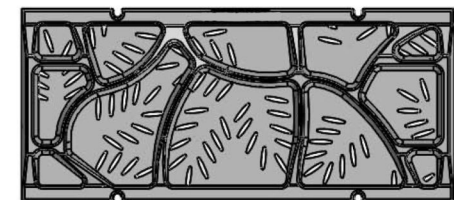
EDGE  
scale 1:4



(x4) drill point to  
locate hole



PERSPECTIVE  
scale 1:6



REAR  
scale 1:8



Pattern : Locust

Material : Cast Ductile Iron

Locust 498 x 223 mm Channel Grate  
Locust 9" trench drain

Finish : Natural Finish

Thickness : 20

Drawing no : LOC-CG-498-223 Product no : CI65-498-223CG

1. Due to casting inconsistencies all dimensions are nominal
2. No openings greater than 6 mm
3. Weight 24 pounds
4. Please discuss about channel drain options

Dimensions : 498 x 223

Units : mm



Unit 5 Cotswold Business  
Park  
Millfield Lane  
Beds LU1 4AJ

Load Class : N/A

Flow rate : N/A

info@lateraldesignstudio.co.uk

0208 450 2244

